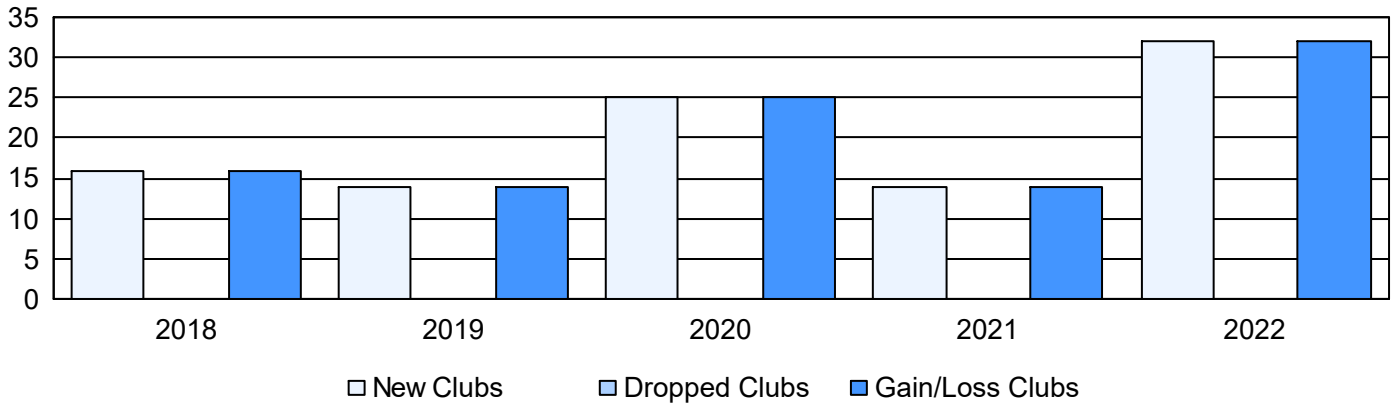
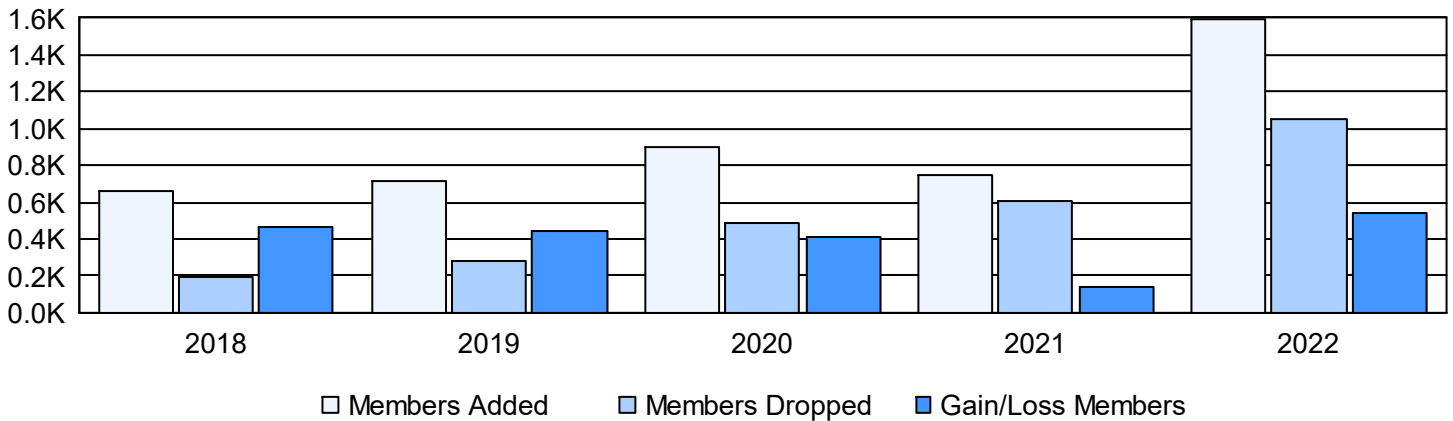


| Year           | New Clubs | Dropped Clubs | Gain/ Loss Clubs | New Members | Charter Members | Reinstate Members | Transfer Members | Total Member Added | Total Members Dropped | Gain/ Loss Members |
|----------------|-----------|---------------|------------------|-------------|-----------------|-------------------|------------------|--------------------|-----------------------|--------------------|
| 2017-2018      | 16        | 0             | 16               | 251         | 399             | 6                 | 1                | 657                | 197                   | 460                |
| 2018-2019      | 14        | 0             | 14               | 351         | 356             | 5                 | 3                | 715                | 276                   | 439                |
| 2019-2020      | 25        | 0             | 25               | 297         | 547             | 50                | 5                | 899                | 486                   | 413                |
| 2020-2021      | 14        | 0             | 14               | 402         | 341             | 2                 | 4                | 749                | 606                   | 143                |
| 2021-2022      | 32        | 0             | 32               | 656         | 868             | 66                | 5                | 1,595              | 1,055                 | 540                |
| <b>Average</b> | <b>20</b> | <b>0</b>      | <b>20</b>        | <b>391</b>  | <b>502</b>      | <b>26</b>         | <b>4</b>         | <b>923</b>         | <b>524</b>            | <b>399</b>         |

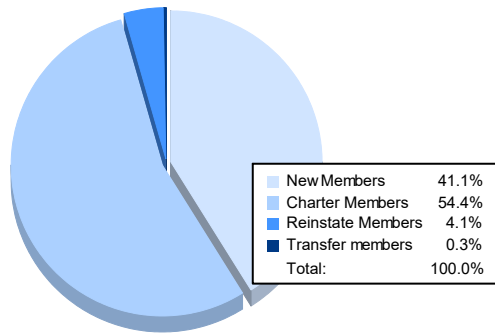
### Clubs



### Members



### Membership Composition June 2022 Cumulative



### Gender Composition June 2022 Cumulative

